

Activators - An Overview

ASSA ABLOY

ASSA ABLOY Entrance Systems

The global leader in
door opening solutions



We offer a variety of actuators for all purposes and adapted to your on-site requirements: The range - from manual elements directly on the door, such as push-buttons and pull switches, radio remote controls and the touchless photoelectric barrier, induction loops, radar and infrared motion detectors - covering the best options for your requirements.

The following overview shows a selection of the most common actuators.



Push-buttons



Push-buttons come into their own as manually operated actuators. The push-buttons can be used on pedestrian doors and also in the vicinity of passages, where they are mounted on walls or columns and easily reached by hand. Pressing the push-button actuates the door's control mechanism. Several types are available - with or without emergency stop function.



Pull switches



Pull switches are also operated manually and mounted on ceilings, overhead structures, etc. The switch is activated by pulling on a pendant synthetic rope (length up to 6000 mm), which allows the fork lift truck operator to activate the door from his vehicle.



Key switches



Mounted on walls or columns in the vicinity of a door, key switches are a further option used to open and close doors. They can also keep doors locked for a certain period. This type of actuator can also be programmed to admit certain people only. The switches can be surface-mounted or mounted semi-flush and are available with push-to-lock or touch function.




Induction loop detector

Induction loop



An induction loop is laid in the floor and only reacts to metal objects. Pedestrians are not detected by the induction loop, but both moving and stationary vehicles are. For this reason, the induction loop can also be used as a safety device. As the loop is aligned continuously, interference by thermic influences, dampness or long-term changes in component data is entirely eliminated. This guarantees maximum operational reliability and security against malfunction.

Induction loop detector for extension box Albany MCC control system



Hand-held transmitter



Car-transmitter

Radio remote control / radio transmitter




The radio transmitter sends out a signal, which is picked up by the aerial on the receiver, which then emits the switch command. The signal is coded and can only be interpreted when the codes of the transmitter and receiver match. The radio transmitter is available as a 1, 2, 3 or 4-command standard design for a 433 MHz frequency.



Photoelectric barrier



Further photoelectric barriers can be added to the door to improve the detection of people and objects or to activate particular door functions (e.g. airlocks, closure after a pre-determined time).



Modular hight

Fixed hight

Multibeam light barrier



In comparison to a photoelectric barrier a multibeam light barrier covers a substantially larger area in front of the door closing level. The multibeam light barriers consist of two components - a beam transmitter and receiver. If there is an object in the area covered, i.e. if at least one of the beams is dimmed, the output of the receiver interrupts a hazardous movement of the door, and/or prevents door actuation.

There are two multibeam light barriers available:

- a) With the modular construction, protection coverage of heights of 930, 1.890 mm and 2.370 mm can be obtained. The range of the beam is approx. 12 m.
- b) Fixed light barriers cover heights of 1820 mm with a range of approx. 5 m.



Radar motion detectors



- a) Radar motion detectors serve for the reliable detection of moving people or objects within the detection area in front of the door. Stationary people or objects are disregarded. The radar motion detector is equipped with a direction detection feature which, when activated, recognizes only those vehicles or people moving in the direction of the detector, passing traffic can be blanked out.
- b) Via this variety of settings and the high resistance against rain, snow and other interferences the radar motion detector is an actuator offering flexibility and a high level of performance. The configuration of the device parameters can be carried out via remote control unit or directly at the detector.



Active infrared detectors with integrated radar motion sensor



kit for the installation in the ceiling

Active infrared detectors are suitable for the detection of pedestrians and vehicles directly in front of the door. Active infrared detectors reduce the risk of collision with the door blade and improve safety of the door and its user.

The integrated additional radar motion sensor monitors a large area in front of the door and is also suitable for opening the door. A customized kit for the installation in the ceiling is optionally available.



Radar motion detector with integrated active infrared presence detector



This device combines the features of a radar motion detector and an active infrared motion detector. It can thus be used to implement automatic door opening together with protection of persons and vehicles. It also retains the properties of the individual devices. A remote control unit for easy configuration of the device parameters is available as an option.



Laserscanner



The laser scanner safeguards the danger zone in front of the door. The precision of this technology makes a detection of small objects in an area of 10 m x 10m possible. The dynamic orientation of laser rays on 4 different detection levels enables you to monitor up to 1m (in relation to the height of the installation) in front of the door. Additionally it is possible to implement 2 virtual push buttons to open the door. The laser scanner offers a first-class alternative in cases where an increased level of protection on the door is required and ordinary sensors come to their limits.



Magic Switch



The Magic Switch is an innovative alternative to push buttons, pull switches and other manual actuators. The Magic Switch does not require contact, but reacts simply on the movement of your hand. The detection field can be freely chosen from 10 cm to 50 cm. The Magic Switch is a clean and hygienic solution for special applications due to its contactless activation. Due to the radar technology the Magic Switch can be installed behind any non-metallic surface.



Traffic lights

Traffic lights regulate the traffic at the door and ensure a safe and efficient use. Depending on the door control and the chosen traffic light constellation different traffic light control options can be realized to meet customer requirements.



Traffic lights standard: 24 V Traffic lights option: 230 V

Installation on the sideframe

Installation on external plate next to the door



LED light strips


The LED light strips with a length of 300 mm are an additional safety feature which visually indicate the door closure and therefore protect against collision. The installation is either carried out on the two sideframes in the closing line, visual from both sides of the door, or on external plates next to the door. The external plates can be easily added to existing door appliances. Depending on the door type and the control unit the light strips shine or respectively flash red or green.



Flashing lights

Flashing lights provide visual signals for the opening and closing impulse. They reduce the risk of collision with the door blade and therefore provide improved protection for the door user and the door.

Different flash rates and warnings can be chosen depending on the control unit and the flashing light.



Special lights

For special applications, e. g. food and pharmaceutical industry, clean-rooms etc. amended lights are available according to the corresponding application meeting a vast range of requirements.



ASSA ABLOY Entrance Systems is a leading supplier of entrance automation solutions for efficient flow of goods and people. With our globally recognized product brands Besam, Crawford, Megadoor and Albany, we offer products and services dedicated to satisfying end-user needs for safe, secure, convenient and sustainable operations.
ASSA ABLOY Entrance Systems is a division within ASSA ABLOY.

ASSA ABLOY

assaabloyentrance.com

ASSA ABLOY Entrance Systems

assaabloyentrance.com

Follow us:



Please enter *ASSA ABLOY Entrance* in the channel's search field.